



AUTO AIRVENT MOUNT XL

Your easy-to-use reference for getting the most out of your product

USER GUIDE

Enjoy

FREE REGISTRATION

FREE PRODUCT REGISTRATION

Protect your investment and take advantage of this free product warranty.

YOU MUST REGISTER WITHIN 30 DAYS

of purchase to receive full warranty coverage and access to special offers.

www.AccessoryPower.com/warranty

Other products you may



Give Your Ears a Treat

AudiOHM™

- > *SonusMAX™* engineered sound
- > Ambient noise isolation for clear, uninterrupted audio
- > Premium construction utilizing Neodymium Magnetic Components
- > Golden stereo connector with heavy-duty metal earphone housing



Charge Anywhere With These Dual USB Port Chargers

The DualFLUX AC™

- > Charges your tablet and smartphone using AC power
- > 2 USB charging ports



The DualFLUX DC™

- > Charges your tablet and smartphone using DC power
- > 2 USB charging ports

need, want and enjoy!

The Bluetooth® FM Transmitter The Other Cars Envy



FlexSMART X2™

- > Flexible neck allows for convenient positioning
- > Wirelessly transmit phone calls and music through car stereo
- > Works with any Bluetooth enabled device
- > Controller provides full access to music and phone settings
- > USB port charges your device
- > Includes MicroUSB and MiniUSB cables



Every Product



Every day

For information, special offers and more, please visit:

AccessoryPower.com/promo

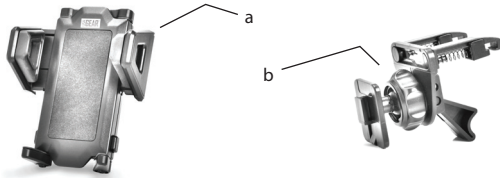
Thank you for purchasing the

Accessory Power™ USA GEAR Auto AirVent Mount XL™

Use this convenient car mount for any of your digital devices such as smart-phones, GPS units, MP3 players, or other mobile devices. It sets up in seconds and has adjustable cradle wings to fit a multitude of different devices. Enjoy your new, convenient and practical car mounting solution!

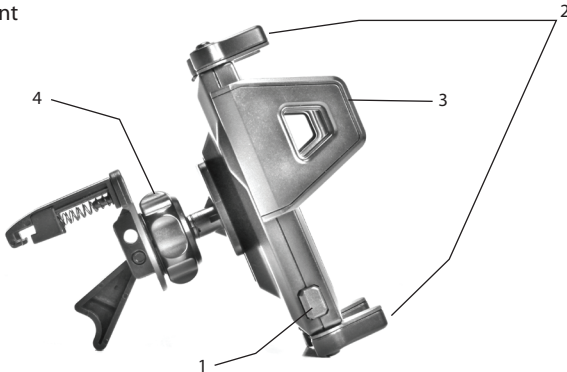
What's in the Box

- a- Device cradle
- b- AirVent clip



Product Diagram


- 1- Wing-release buttons
- 2- Cradle feet
- 3- Cradle wings
- 4- Angle joint



Operating Instructions

Mounting to your vehicle air vent:

Connect the (a) *Device cradle* to the (b) *AirVent clip* as shown in the diagram below.



Select an air vent in your vehicle that offers easy viewing and access. The (b) *AirVent clip* attaches easily to your vehicle air vent by simply using gentle forward pressure. The (b) *AirVent clip* is spring-loaded and will latch on to your air vent automatically.

Adjusting the cradle for your device:

After the **Auto AirVent Mount XL** is secure, press the (1) *Wing-release buttons* and the (3) *Cradle wings* will widen. You can also adjust the (2) *Cradle feet* inwards or outwards depending on the size of your device, and which orientation you wish to display your device in. The **Auto AirVent Mount XL** will securely hold your device with or without the (2) *Cradle feet* engaged.

Some devices may require specific positioning so that the charging port is not blocked. Please position your device's charging port so that it is either aligned with the channel in the side of the corresponding (3) *Cradle wing*, or so that it is positioned above or below the (3) *Cradle wing*. Please see the diagram below:



Operating Instructions continued

Landscape and portrait viewing:

The **Auto AirVent Mount XL** can be adjusted 360 degrees to provide either landscape or portrait device viewing. If it is difficult to move the **Auto AirVent Mount XL** to an alternate orientation, please adjust the (4) *Angle joint* by loosening it with counter-clockwise turning. This will allow for easier adjustment.

Troubleshooting

The charging port on my device is blocked while using the Auto AirVent Mount XL.

- Please position your device's charging port so that it is aligned with the channel on the side of the corresponding (3) *Cradle wing*, or so that it is above or below the (3) *Cradle wing*. Please also try engaging or disengaging the (2) *Cradle feet*.

It is difficult to adjust the Auto AirVent Mount XL from portrait to landscape view.

- Please loosen the (4) *Angle joint* by turning it counter-clockwise. This will make it easier to adjust the mount.

Cautions

- Please do not adjust this device while driving. Maintain constant focus on the road and your surroundings, while your vehicle is in operation
- Keep small pieces out of the reach of young children

Product Specifications

Holder Dimensions: 4.1" (10.4cm) x 2.5" (6.4cm) x 0.9" (2.3cm)

Wings expand to 4 in (10.2cm)

Weight: 4.8 oz (136gm)

Learn more about this and other
quality Accessory Power products



www.AccessoryPower.com



[Facebook.com/AccessoryPower](https://www.facebook.com/AccessoryPower)



[Twitter.com/AccessoryPower](https://twitter.com/AccessoryPower)

**For more on this product
+ tips and tricks please visit
AccessoryPower.com/videos**



ACCESSORY POWER®

© 2012 Accessory Power. All rights reserved. Accessory Power, the Accessory Power logo, and USA Gear and the USA Gear logo, are registered trademarks of Bright Ideas, Inc. in the United States and/or other countries. All other trademarks are the property of their respective owners.

Manufactured in China. Designed in California.



Please Always Recycle